



How to Write a

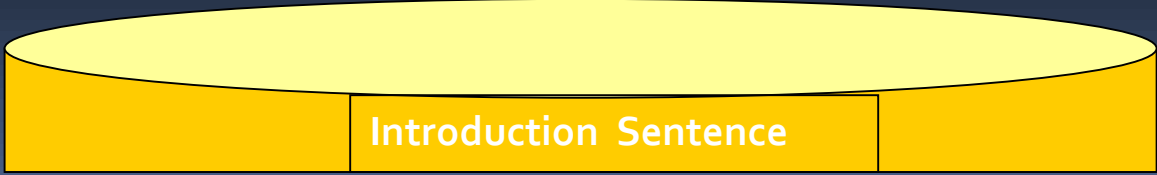
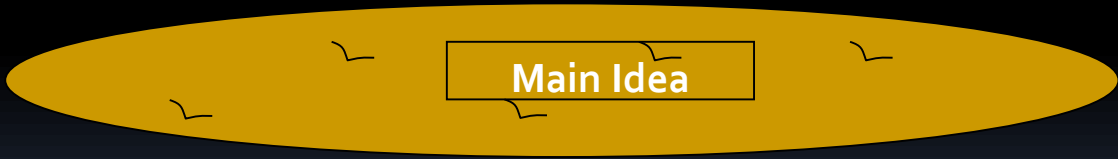
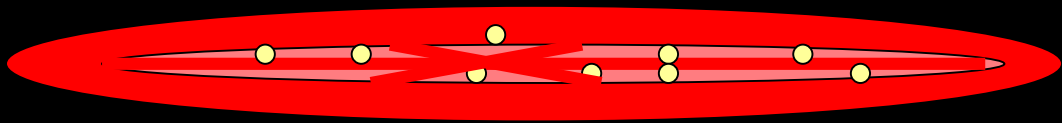
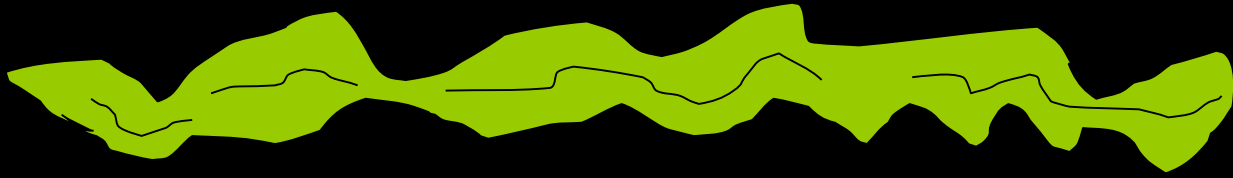
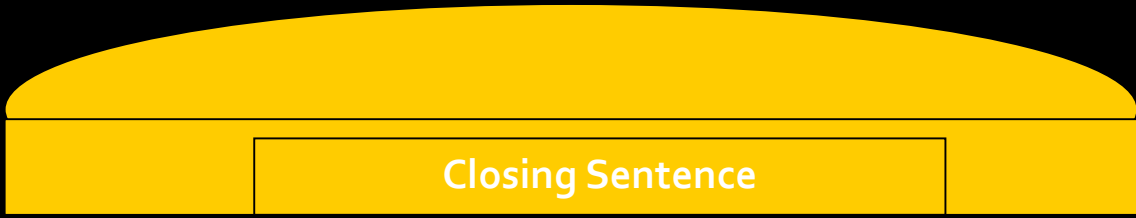
Hamburger Paragraph




Do You Know?

- Paragraph
 - Main idea
 - Detail
- what the story or paragraph is mostly about
 - sentences that support the main idea
 - a group of sentences that includes a main idea and details
- 

Details





Top Bun


Introductory Sentence

The introductory sentence **introduces the reader** to the topic of your paragraph. Try to make it exciting!

On warm summer days, I love trying to catch butterflies. I have so much fun running around in my backyard chasing after the pretty butterflies that go zooming by! If I am lucky enough to catch one, I never keep it for very long. After all, butterflies belong in their natural habitat. **I sure can't wait until next summer so that I can grab my net and catch some butterflies!**

MAIN POINTS, REASONS, OR EXAMPLES

Be sure to add at least **three** reasons, examples, or main points that support the introductory/topic sentence.




These reasons, examples, or points are the lettuce, tomato, cheese, and meat of the paragraph.

Be sure to...

Add Delicious Details

(Elaboration)



A good paragraph includes **details** that **DESCRIBE** or **TELL ABOUT** the main points or reasons.

Details should be “delicious” or interesting. When you write a hamburger paragraph, compare your details to all of the yummy parts of a hamburger such as:

- *Lettuce
- *Tomato
- *Cheese
- *Meat





Add Delicious Details



Again, your **elaboration should describe or tell about your main points.** They should stick to the topic.

Which detail doesn't quite belong?

I really love my brother! His name is Jeff and he is super funny. One of my favorite things to do with my brother is play video games. He always beats me! Sometimes my sister cries at night. **Maybe my brother will play a video game with me tonight!**



Too Much Detail



How would a hamburger taste if it had **ketchup**, **mustard**, **mayonnaise**, **pickles**, **lettuce**, **tomatoes**, **barbecue sauce**, **Swiss cheese**, **spicy cheese**, and **olives** on top? Too much right?

A writer can add too much detail to a paragraph as well. **Paragraphs should be about 5-8 sentences long.** If your paragraph is pages and pages long, you will eventually lose the interest of your reader.

Just Right Detail



Remember: A good sixth grade paragraph should be about five to eight sentences long.

My favorite school lunch is chicken nuggets with mashed potatoes. One reason why I love this lunch so much is that it tastes so great! I also love being able to smell the yummy nuggets hours before it's even lunch time. The creamy mashed potatoes and gravy just slide down my throat. **I can't WAIT until the next chicken nugget day!**







So far we have learned that a hamburger paragraph needs a top bun or **INTRODUCTORY sentence.**

The introduction should introduce the reader to your topic.

We also learned that good paragraphs contain three to six supporting sentences that tell more about the introductory sentence. These main points, examples, or details can be compared to the ingredients of a hamburger, such as the lettuce, tomato, cheese, and hamburger patty.

But what's missing? Hmm...






Bottom Bun

Concluding Sentence

The bottom bun of a hamburger helps hold all of the ingredients together. It works with the top bun to keep the meat, cheese, tomato, and lettuce from falling on the floor!

The concluding sentence of a paragraph helps hold all of the sentences together! **It works with the introductory sentence to keep the details from falling apart.**

The concluding sentence should be interesting and let your reader know that you are finished writing. It wraps everything up!



Now you know exactly
what it takes to cook up a
delicious hamburger
paragraph!





Now it's your turn!



- Using your writing prompt as the topic, begin to fill out your Hamburger organizer.
- Make sure to fill in all necessary hamburger parts of the paragraph – don't leave out any of the important details!
- When you finish pre-writing, move on to writing your paragraph.

